




SPITZNAS
CUSTOMIZED POWER SOLUTIONS



CHAIN SAWS

TOOLS FOR THE SPECIALIST



PNEUMATIC



HYDRAULIC



ATEX



SYSTEM CONCEPT



Chain bar with
chisel chain



Chain brake



Handle with
starting lock

ATEX-Safety class
approved



Air and water connection



Chain tensioner



Motor oil and chain lubrication




PNEUMATIC

The pneumatic chain saw for **ATEX Group I**, category M2 or **ATEX Group II**, category 2G.




* without cutting equipment

PNEUMATIC 

OPER. PRESSURE
6 Bar

ATEX

Ex 


ORDER NO.	 ATEX Specification	Power	Air consumption	Chain brake	Chain bar available	Chain pitch	Noise level LpA	Vibration level	Weight ¹⁾
		kW	m ³ /min		mm	inch	dB(A)	m/s ²	kg
5 1026 0010*	I12GExhIIBT5Gb	3.0	2.9	yes	270, 430, 630, 730, 1.030	0.404	102.6	<2.5	8.5
5 1029 0010*	IM2ExhIMbT5	3.0	2.9	yes	270, 430, 630, 730, 1.030	0.404	102.6	<2.5	9.5
Subject to technical change.			¹⁾ weight without chain bar and chain			Performance data at an operating pressure of 6 bar.			

PNEUMATIC

The pneumatic chain saw with additional **water connection**.




* without cutting equipment

PNEUMATIC 

OPER. PRESSURE
6 Bar

ATEX

Ex 

ORDER NO.	 ATEX Specification	Power	Air consumption	Chain brake	Chain bar available	Chain pitch	Noise level LpA	Vibration level	Weight ¹⁾
		kW	m ³ /min		mm	inch	dB(A)	m/s ²	kg
5 1027 0010*	I12GExhIIBT5Gb	3.0	2.9	yes	270, 430, 630, 730, 1.030	0.404	102.6	<2.5	8.5
Subject to technical change.			¹⁾ weight without chain bar and chain			Performance data at an operating pressure of 6 bar.			

PNEUMATIC

The pneumatic chain saw **for underwater operation** with additional air exhaust.



* without cutting equipment


PNEUMATIC 

OPER. PRESSURE
6 Bar

ATEX

Ex 

UNDERWATER OPERATION 

ORDER NO.	 ATEX Specification	Power	Air consumption	Chain brake	Chain bar available	Chain pitch	Noise level LpA	Vibration level	Weight ¹⁾
		kW	m ³ /min		mm	inch	dB(A)	m/s ²	kg
5 1028 0010*	I12GExhIIBT5Gb	3.0	2.9	yes	270, 430, 630, 730, 1.030	0.404	102.6	<2.5	8.5
Subject to technical change.			¹⁾ weight without chain bar and chain			Performance data at an operating pressure of 6 bar.			

TECHNICAL DATA

SYSTEM CONCEPT



Chain bar with
chisel chain




Chain brake



Handle with
starting lock


ATEX-Safety class
approved



Splash guard (optional)



Integrated pressure control valve



Water hose and hydraulic hose connection



HYDRAULIC

The hydraulic chain saw with chain brake

in compliance with appendix IV of Directive 2006/42/EC.

*without cutting equipment, including hydraulic hoses and water connection hose



HYDRAULIC



OPER. PRESSURE
140-200 bar

ATEX



UNDERWATER
OPERATION



ORDER NO.	ATEX Specification	Power kW	Volume flow l/min	Chain brake	Chain bars available mm	Chain pitch inch	Noise level LpA dB(A)	Vibration level m/s ²	Weight ¹⁾ kg
5 1030 0010*	II2GExhIIBT5Gb	7.7	40-50	yes	270, 430, 630, 730, 1,030	0.404	86.8	3.6	10.5

Subject to technical change. ¹⁾weight without chain bar and chain Performance data at an operating pressure of 140 bar.

CONVERSION KIT FOR CHAIN WHEEL

Conversion kit for sprocket from 0.404" pitch to 3/8" pitch (hydraulic chain saw).



ORDER NO.	Description	Chain speed [m/s]	For type
5 1030 7970	Chain wheel assembly 3/8"-8 teeth	13.2	5 1030
5 1030 7980	Chain wheel assembly 3/8"-11 teeth	16.2	

CARRYING CASE

Water and dust resistant carrying case with two robust double-lightweight-rollers and expandable transport handle.

Application picture:



1) Carrying case with inlays



2) Carrying boxes



3) Plastic canister 2 liter



ORDER NO.	Description
5 1030 9000	Carrying case complete with accessories

Scope of delivery: 1) 1 x Carrying case with inserts, 2) 4 x carrying boxes, 3) 1 x plastic canister 2 liter

TECHNICAL DATA

SYSTEM ACCESSORIES

Application area:

●○○○ - good

●●●○ - very good

●●○○ - better

●●●● - excellent

CHISEL CHAINS

The chisel chain for use on wood, plastic or GRP (without sand mixture).



ORDER NO.	Description	Chain pitch [inch]	Chain [pieces]	Drive link size [mm]	Chain bar length usable [mm]	Application area			For type
						Wood	Plastic	GRP (without sand mixture)	
5 1007 9960	Chisel chain	0.404	46	1.6	270	●●●○	●●●○	●●○○	5 1026 up to 5 1030
5 1026 9930	Chisel chain	0.404	62	1.6	430	●●●○	●●●○	●●○○	
5 1007 9940	Chisel chain	0.404	80	1.6	630	●●●○	●●●○	●●○○	
5 1007 9970	Chisel chain	0.404	93	1.6	730	●●●○	●●●○	●●○○	
5 1007 9990	Chisel chain	0.404	122	1.6	1,030	●●●○	●●●○	●●○○	

CHISEL CHAINS CARBIDE-TIPPED

The chisel chain carbide-tipped for use on wood, plastic or GRP (without sand mixture) and increased service life.



ORDER NO.	Description	Chain pitch [inch]	Chain [pieces]	Drive link size [mm]	Chain bar length usable [mm]	Application area			For type
						Wood	Plastic	GRP (without sand mixture)	
5 1021 9960	Chisel chain carbide-tipped	0.404	46	1.6	270	●●●●	●●●●	●●●○	5 1026 up to 5 1030
5 1026 9950	Chisel chain carbide-tipped	0.404	62	1.6	430	●●●●	●●●●	●●●○	
5 1021 9940	Chisel chain carbide-tipped	0.404	80	1.6	630	●●●●	●●●●	●●●○	
5 1005 9970	Chisel chain carbide-tipped	0.404	93	1.6	730	●●●●	●●●●	●●●○	
5 1005 9990	Chisel chain carbide-tipped	0.404	122	1.6	1,030	●●●●	●●●●	●●●○	

DIAMOND-TIPPED CHAINS

The diamond saw chains for use on stone, concrete, cast iron and high-density polyethylene, can only be used for hydraulic chain saw type 5 1030 0010.



ORDER NO.	Description	Chain pitch [inch]	Application area					For type
			Soft Natural stone	Medium-hard concrete/light reinforcement	Hard concrete/ heavy reinforcement	Ductile cast iron/ cast iron asbestos/ clay pipes/PVC	High density polyethylene (HDPE)	
5 1030 9510	Diamond-tipped chain	0.444	●●○○	●●●○	●○○○			5 1030
5 1030 9520	Diamond-tipped chain	0.444	●○○○	●●○○	●●●○			
5 1030 9530	Diamond-tipped chain	0.444	●○○○	●●○○	●●●○			
5 1030 9710	Diamond-tipped chain	3/8"				●●●○		
5 1030 9720	Diamond-tipped chain	3/8"				●●●○	●●●○	

CHAIN BARS



ORDER NO.	Description	Used for	Groove width [mm]	Bar length usable [mm]	For type
5 1005 7160	Chain bar	Chisel chain/carbide tipped	1.6	270	5 1026 up to
5 1005 7120	Chain bar	Chisel chain/carbide tipped	1.6	430	
5 1005 7140	Chain bar	Chisel chain/carbide tipped	1.6	630	5 1030
5 1005 7170	Chain bar	Chisel chain/carbide tipped	1.6	730	
5 1005 7190	Chain bar	Chisel chain/carbide tipped	1.6	1030	5 1030

CHAIN PROTECTIONS



ORDER NO.	Description	For chain bar length usable [mm]
5 1003 9060	Chain protection	430
5 1003 9070	Chain protection	630 / 730

CONVERSION KIT FOR CHAIN WHEEL




Conversion kit for chain wheel with 8 teeth for use of chains with 61 chain segments, for 43 cm chain bar length.

ORDER NO.	Description	Chain speed [m/s]	For type
5 1026 7970	Chain wheel assembly , 0.404- 8 teeth	21.0	5 1026 up to 5 1029

SPLASH GUARD

Splash guard for cutting with water cooling.



ORDER NO.	Description	For type
5 1030 9100	Splash guard	5 1030

CLAMP FOR PIPES

Clamp for pipes for rectangular cuts up to dia. 450 mm (extendable up to dia. 700 mm). Needed chain bar length = outer pipe diameter + 150 mm.




ORDER NO.	Description	For pipes up to dia. [mm]	For type
5 1027 9100	Clamp for pipes	450	5 1026 up to 5 1029
5 1030 9300	Clamp for pipes	450	5 1030

SYSTEM ACCESSORIES

SYSTEM ACCESSORIES


SERVICE UNITS

ORDER NO.	Pos.	Description
9 2406 0260	1	Portable service unit with pressure regulator 3/4"
9 2406 0650	2	Portable service unit with protection housing and pressure regulator 3/4"



HOSES AND MORE

ORDER NO.	Pos.	Description
9 3610 0430	1	Pneumatic pressure hose ID 19 mm, 2.5 m length, with screw-on claw coupling
9 2102 0020	2	Claw coupling, metal sealing, 3/4" ID
5 1030 9200	3	Hydraulic hose set for type 5 1030
9 3601 0410	4	Hydraulic double hose set, 1/2", 10 m length, with Flatstar size 2 couplings



HYDRAULIC POWER PACK UNIT

ORDER NO.	Description
9 9915 0010	Hydraulic Power Pack Unit, 20-30-40 l/min, 140 bar, electric drive 3x400V/35A/50Hz



MISC. ACCESSORIES

ORDER NO.	Pos.	Description
9 9902 0120	1	Multi oil for cleaning and protection
5 8002 9100	2	Water tank complete, 10 liter



More accessories on request.

SAW RANGE

BAND SAWS



SABRE SAWS



CHAIN SAWS



RECIPROCATING SAWS



CIRCULAR SAWS



PIPE CUTTING MACHINES



0125E